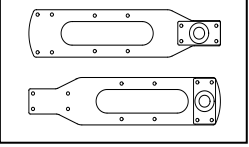
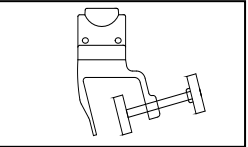
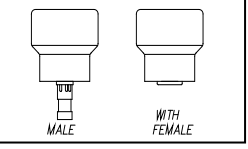
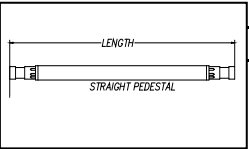
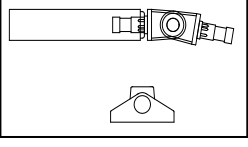
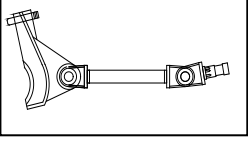
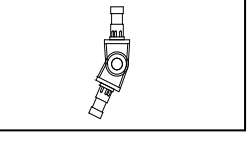
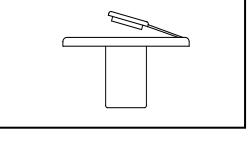
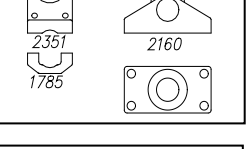
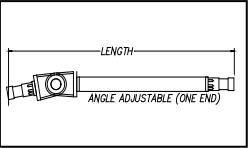
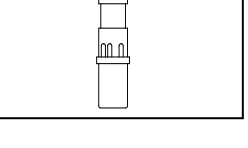

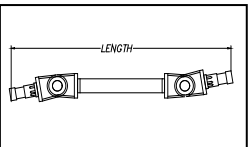
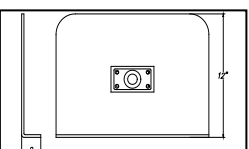
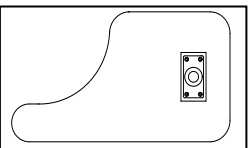
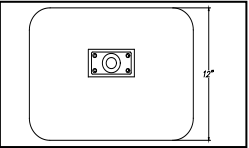


Accessories & Replacement Order Form

Name / Description	Part	Qty / \$		Name / Description	Part #	Qty / \$				
 <p>Kristen Slide-in Base: Includes female receiver; can be mounted in either of two orientations. Fits under seat cushion. Kristen Stiffening Plate</p>	2348	\$135	_____	 <p>Female quick connect with Clamprmount base. Ideal for assessment and temporary set-ups.</p>	2350	\$175	_____			
	2412	\$48	_____		 <p>Cup Holder with male quick-connect</p>	2399	\$98	_____		
 <p>Straight pedestal - 7-1/2" Straight pedestal - 8-1/2" Straight pedestal - 9-1/2" Straight pedestal - 10-1/2" Straight pedestal - 11-1/2"</p>	2353	\$95	_____	 <p>Umbrella holder with mounting base</p>	2401	\$124	_____			
	2354	\$95	_____		 <p>Umbrella with 1-1/4" handle (fits holder)</p>	2402	\$70	_____		
	2355	\$95	_____			 <p>Fishing rod holder</p>	2403	\$179	_____	
	2356	\$95	_____				 <p>Adjustable angle joint - quick-connect both sides (fis into 1" 16 ga tube). To install onto 16 Ga tube, force-fit and rivet in place.</p>	2398	\$55	_____
	2357	\$95	_____					 <p>Female quick connect flush deck mount base.</p>	1788	\$25
 <p>Angle adjustable (one end) Link - 10" Angle adjustable (one end) Link - 11" Angle adjustable (one end) Link - 12" Angle adjustable (one end) Link - 14"</p>	2359	\$115	_____	 <p>Female quick-connect to 4-hole base</p>	2160	\$25	_____			
	2360	\$115	_____		 <p>Male round quick-connect (fis into 1" 16 ga tube). To install onto 16 Ga tube, force-fit and rivet in place.</p>	1794	\$20		_____	
	2361	\$115	_____			<p>Non-slip surface overlay (to fit tray top)</p>	1769	\$54	_____	
	2362	\$115	_____				Total: _____			
 <p>Angle adjustable (both ends) Link - 14" Angle adjustable (both ends) Link - 16" Angle adjustable (both ends) Link - 20" Angle adjustable (both ends) Link - 24"</p>	2364	\$135	_____							
	2365	\$135	_____							
	2366	\$135	_____							
	2367	\$135	_____							
 <p>Bookshelf Tray Top 12x14 with quick-connect Bookshelf Tray Top 12x16 with quick-connect Bookshelf Tray Top 12x18 with quick-connect Bookshelf Tray Top 12x20 with quick-connect</p>	2381	\$229	_____							
	2382	\$229	_____							
	2383	\$229	_____							
	2384	\$229	_____							
 <p>Flat 1/2 Lap Tray Top 12x22 Left with quick-connect Flat 1/2 Lap Tray Top 12x22 Right with quick-connect</p>	2386	\$175	_____							
	2387	\$175	_____							
 <p>Flat Tray Top 12x14 with quick-connect Flat Tray Top 12x16 with quick-connect Flat Tray Top 12x18 with quick-connect Flat Tray Top 12x20 with quick-connect Flat Tray Top 12x22 with quick-connect</p>	2389	\$169	_____							
	2390	\$169	_____							
	2391	\$169	_____							
	2392	\$169	_____							
	2393	\$169	_____							

Note: Shipping and Taxes extra (where applicable)

709-745-7914, Toll Free: 888-745-7914

www.scottylaptop.com, www.compusult.com

Email completed form to our Assistive Technology team! at@compusult.com